

School-Performance Report

APRIL 2018

SAYVILLE SCHOOL DISTRICT

SAYVILLESCHOOLS.ORG

THE IMPORTANCE OF WORKING TOGETHER

Each year, the purpose of this School-Performance Report is to compile information to help the Sayville community better understand the character and performance of our schools. In this year's annual issue which uses the latest data from the New York State Education Department (NYSED) Report Card, we see how Sayville compares with state and federal guidelines as well as how Sayville's educational programs impact the success of our students. Similar to last year's report, the graphs illustrate Sayville's graduation rate and performance on NYS Regents exams.

It is no surprise that Sayville ranks above county and state average. Our students perform well because they are in a community that values educational excellence and academic opportunities to prepare them to be college- and career-ready. Providing varied student opportunities for optimum growth at the primary and secondary levels has a direct correlation to student accomplishments, but so does the dedication of our teachers and staff, the leadership of our Board of Education, and the commitment of our Administrators. Like interlocking gears, the entire school district must work together to run like a well-oiled machine.

Sayville School District continues to garner accolades for best practices in programs—for a sixth year in a row, Sayville High School has been designated a NYS "Reward School." The District's sound fiscal management earned the highest possible Moody's Bond Rating (Aa1), affording Sayville School District the unique position—for a second consecutive year—of being the only school district on Long Island to lower the Homestead tax rate even more.

These qualities that have characterized Sayville Schools in the past continue to be our aim going forward. As always, we appreciate your support.

Thank you,

Your Sayville Board of Education



ACCORDING TO THE BASIC EDUCATION DATA SYSTEM

SAYVILLE'S TOTAL ENROLLMENT FOR K-12 OF 2,930 STUDENTS IS DISTRIBUTED AMONG:

- Three elementary Schools (K-5)
- One middle school (6-8)
- One high school (9-12)
- Free and Reduced Lunch: 9.5%

Sayville has been highly ranked for its overall **Education Equity*** in providing all students with opportunities through academic programs, community service, and extracurricular activities.

**Education Equity is a measure of achievement, fairness, and opportunity in education and is linked with the study of excellence.*

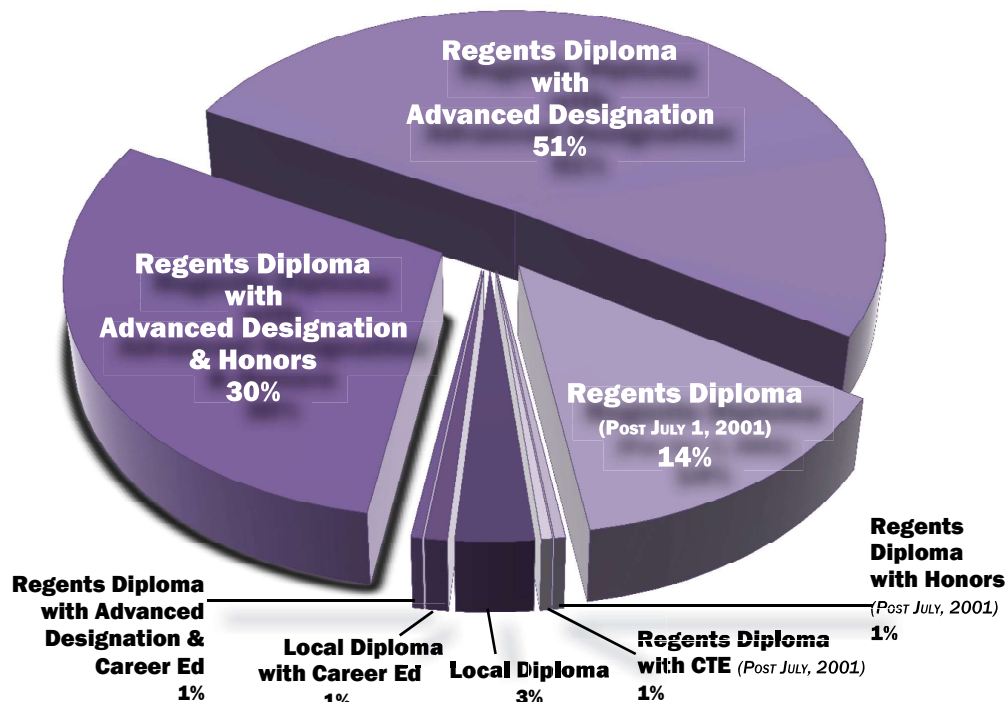
CHECK OUT WHAT YOUR SCHOOLS HAVE TO OFFER

- Comprehensive Academic Program
- Post Secondary Plan
- College Courses at reduced tuition rates
- R.I.S.E.(research in science and engineering) & R.I.S.E.Tech
- Advanced Placement - 23 courses
- Advanced Placement Capstone
- Career-Readiness Opportunities including Virtual Enterprise International offerings
- World Language offerings, including AP Spanish, AP French & Elementary World Language
- Special Education: PreK-Kindergarten through Post-Secondary Support
- Clubs and Student Government
- Character Education
- Extracurriculum
 - FINE ARTS
 - PERFORMING ARTS
 - SPORTS & ATHLETICS
- Varied Electives
- Numerous Community Service Opportunities
- Enrichment (middle & elementary)



Always learning!

DIPLOMA TYPES EARNED FROM GRADUATING CLASS OF 2017



GRADUATION RATE

- 98% = SAYVILLE COHORT
- 90% = SUFFOLK COUNTY
- 82% = STATEWIDE

SCHOLARSHIPS AWARDED \$2.8 MILLION

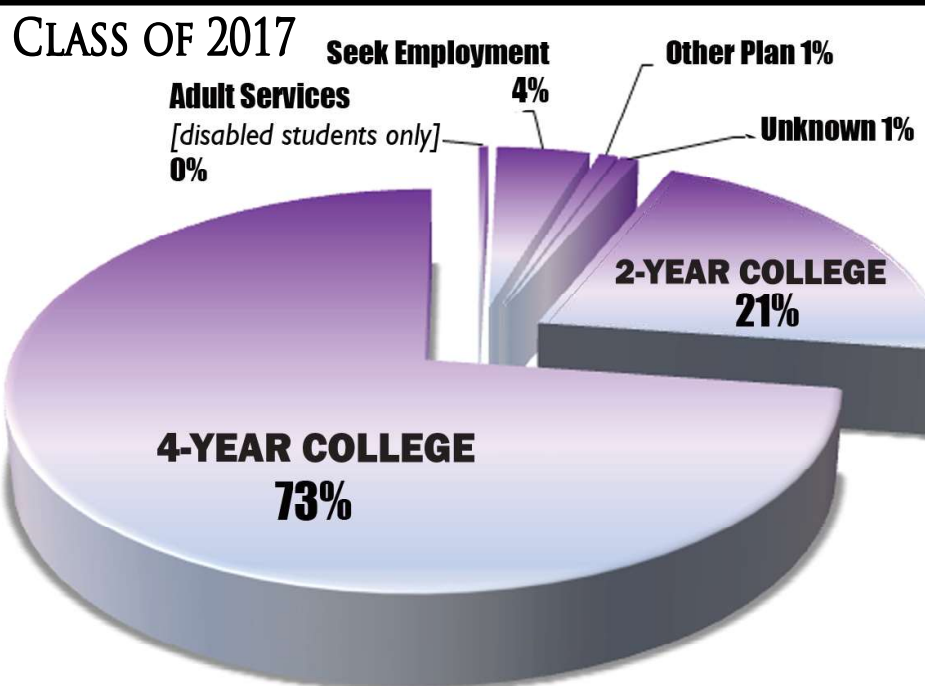
The amount includes \$133,000 in scholarships and awards from local community organizations.

SAYVILLE HIGH SCHOOL STUDENTS EARN COLLEGE CREDIT FROM COLLEGES & SCHOOLS THAT INCLUDE:

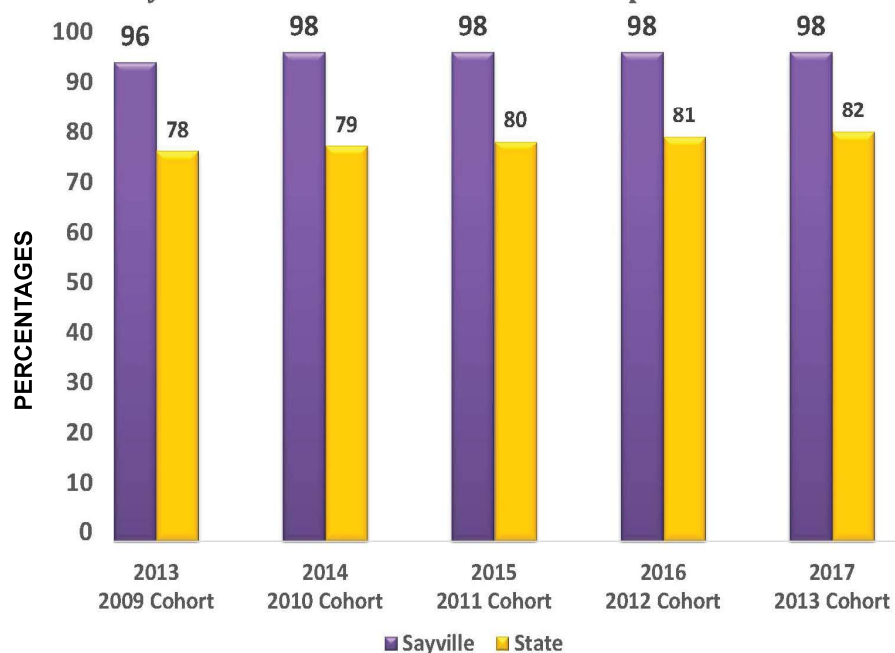
- STONY BROOK UNIVERSITY
- SUNY FARMINGDALE
- SYRACUSE UNIVERSITY
- LIU - Post
- SCCC
- ST. JOHN'S CAP (College Advantage Program)

SEVEN courses in our Program of Studies can be taken for college credit at a **REDUCED RATE**.

SAYVILLE'S POST-GRADUATION PLANS




SAYVILLE'S 4-YEAR GRADUATION-RATE COMPARISON



GRADUATION YEAR AND COHORT INCLUDING AUGUST FIGURES

SAYVILLE'S ATTENDANCE RATE

2016-2017 SCHOOL-YEAR ATTENDANCE %



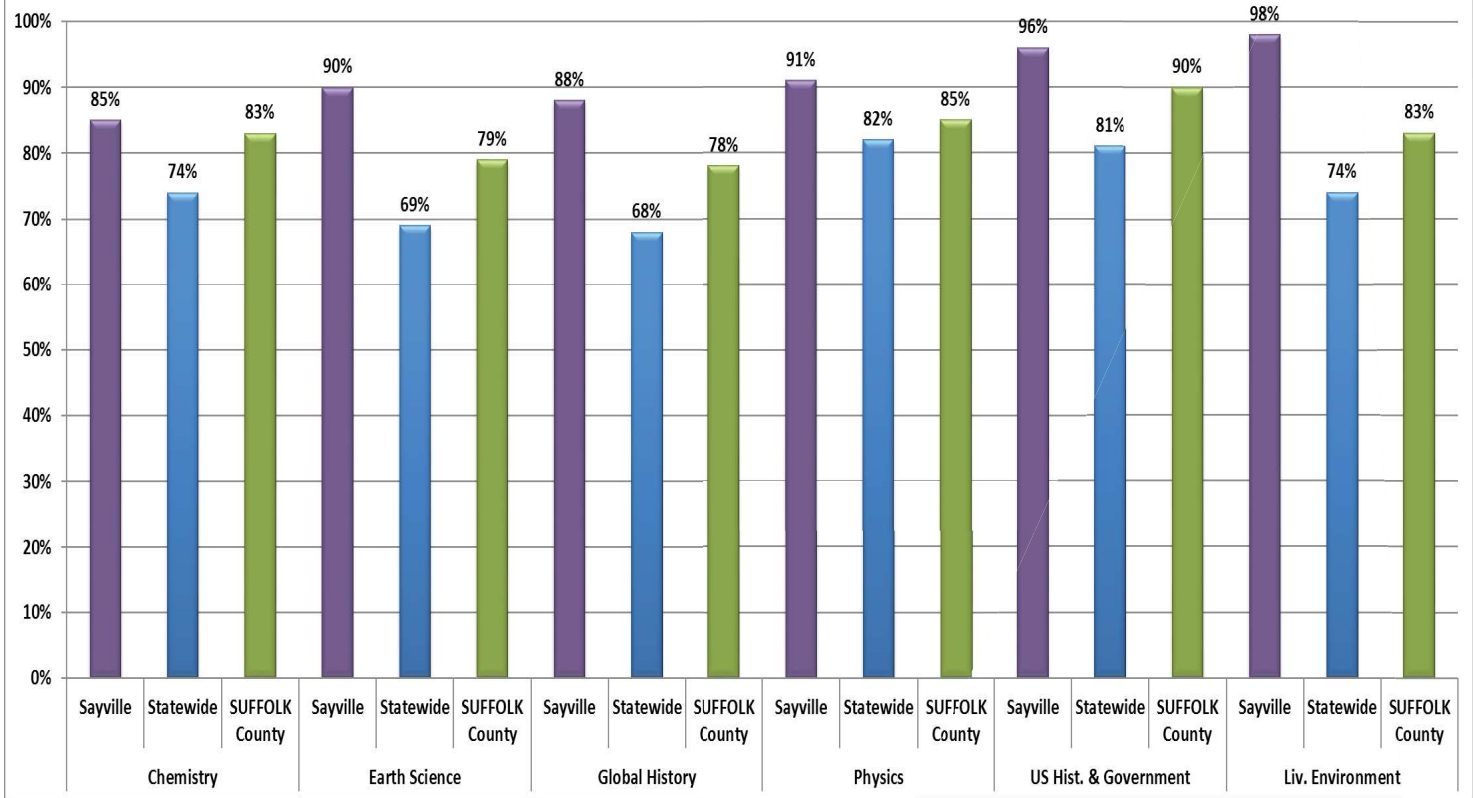
SAYVILLE'S FIVE-YEAR REGENTS-PASSING RATE COMPARISON

GREEN ABOVE **WHITE** SAME **RED** BELOW

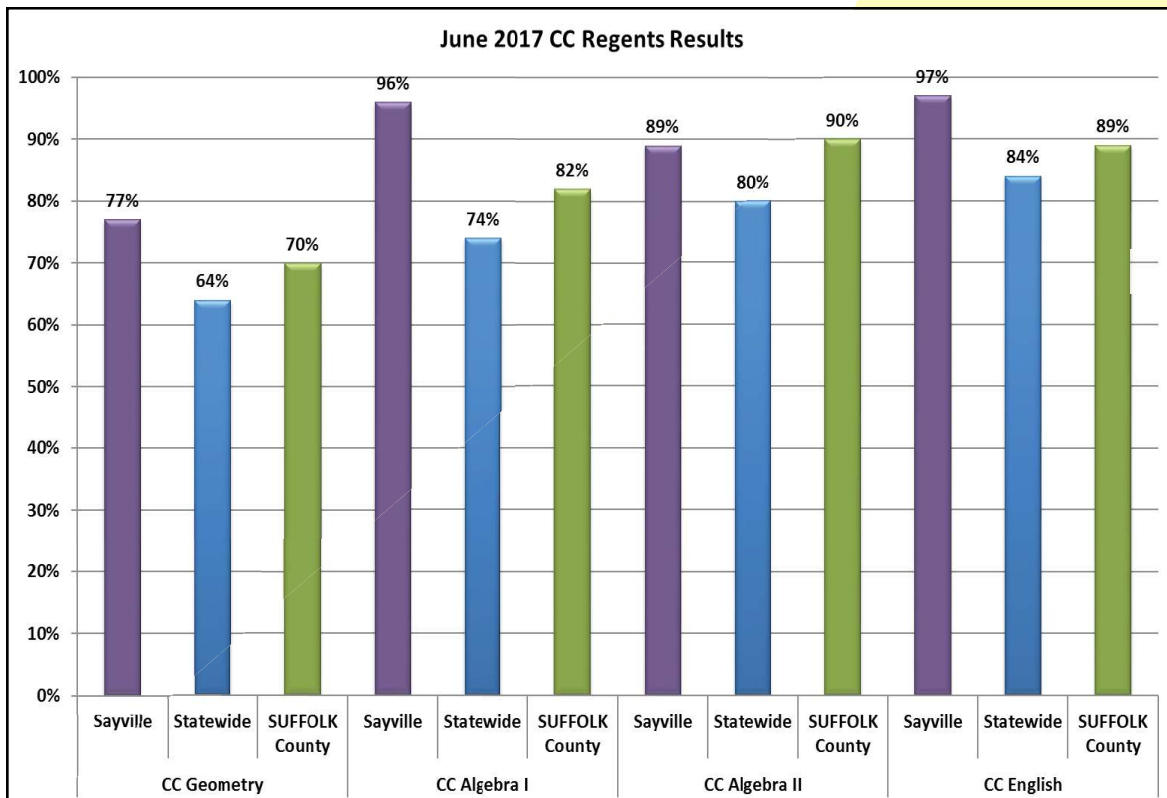
Percent of Students Scoring 65 or Greater									
Subject	Year	SAYVILLE	STATEWIDE	GAP	Subject	Year	SAYVILLE	STATEWIDE	GAP
ALG 2 TRIG	2013	77	66	11	INT. ALGEBRA	2013	97	74	23
	2014	73	66	7		2014	90	72	18
	2015	77	60	17		2015	88	62	26
CC ALGEBRA 2	2016	91	74	17	CC ALGEBRA 1	2016	94	72	22
	2017	89	80	9		2017	96	74	22
ENGLISH	2013	95	77	18	GEOMETRY	2013	94	74	20
	2014	95	82	13		2014	91	73	18
	2015	96	83	13		2015	86	72	14
CC ENGLISH	2016	100	87	13	CC GEOMETRY	2016	73	64	9
	2017	97	84	13		2017	77	64	13
EARTH SCIENCE	2013	93	71	22	LIVING ENVIRONMENT	2013	98	76	22
	2014	95	72	23		2014	98	78	20
	2015	95	72	23		2015	96	77	19
	2016	89	71	18		2016	97	78	19
	2017	90	69	21		2017	98	74	24
CHEMISTRY	2013	86	76	10	PHYSICS	2013	85	81	4
	2014	81	73	8		2014	89	81	8
	2015	87	75	12		2015	83	82	1
	2016	87	76	11		2016	81	79	2
	2017	85	74	11		2017	91	82	9
GLOBAL HISTORY	2013	93	71	22	US HIST. & GOVERNMENT	2013	96	79	17
	2014	87	66	21		2014	97	80	17
	2015	89	67	22		2015	96	84	12
	2016	87	68	19		2016	96	82	14
	2017	88	68	20		2017	96	81	15

MORE ABOUT THE 2017 REGENTS

Sayville UFSD CONSISTENTLY OUTPERFORMS state and county averages.
These strong results contribute to accolades such as **NEW YORK STATE REWARD SCHOOL** and **NEWSWEEK's Top High Schools**.



2017-REGENTS PASSING-RATE COMPARISONS



**DEMANDING
& RIGOROUS**

Common Core
Geometry,
Algebra, and
Algebra II
reflect the more
demanding
and rigorous
New York
State Learning
Standards.

SAYVILLE'S FIVE-YEAR NYS ELA & MATH COMPARISON

5-YEAR NY State ELA & Math Exams COMPARISON WITH STATE									
Percent of Students Scoring Proficiency					GREEN ABOVE WHITE SAME RED BELOW				
ELA	Year	SAYVILLE	STATEWIDE	GAP	Math	Year	SAYVILLE	STATEWIDE	GAP
Grade 3	*2013	48	31	17	Grade 3	*2013	56	34	22
	*2014	45	32	13		*2014	59	42	17
	*2015	40	31	9		*2015	67	42	25
	*2016	63	42	21		*2016	66	44	22
	*2017	58	43	15		*2017	56	48	8
Grade 4	*2013	41	30	11	Grade 4	*2013	45	36	9
	*2014	49	32	17		*2014	60	42	18
	*2015	49	33	16		*2015	67	43	24
	*2016	45	41	4		*2016	60	45	15
	*2017	46	41	5		*2017	60	43	17
Grade 5	*2013	40	30	10	Grade 5	*2013	34	30	4
	*2014	43	29	14		*2014	55	39	16
	*2015	41	30	11		*2015	55	43	12
	*2016	43	33	10		*2016	65	40	25
	*2017	48	35	13		*2017	69	43	26
Grade 6	*2013	45	30	15	Grade 6	*2013	55	31	24
	*2014	33	28	5		*2014	57	37	20
	*2015	50	31	19		*2015	57	39	18
	*2016	53	34	19		*2016	68	40	28
	*2017	51	32	19		*2017	65	40	25
Grade 7	*2013	42	31	11	Grade 7	*2013	31	28	3
	*2014	34	28	6		*2014	45	32	13
	*2015	38	29	9		*2015	46	35	11
	*2016	40	35	5		*2016	64	36	28
	*2017	40	42	-2		*2017	42	38	4
Grade 8	*2013	54	34	20	Grade 8	*2013	31	28	3
	*2014	45	34	11		*2014	11	22	-11
	*2015	51	35	16		**2015	81	41	40
	*2016	57	41	16		**2016	90	44	46
	*2017	38	45	-7		**2017	85	43	42

*Common Core Assessment

**8th Grade included Integrated Alg. 1 Regents

AA2016-2017 results impacted by a significant number of student refusals.

NEW THIS YEAR - TEACHERS COLLEGE™ READING & WRITING



Sayville has partnered with Teachers College for help in implementing the Units of Study in Writing from grades K-5. The Teachers College Reading and Writing Project is one of the world's premier providers of professional development in the teaching of writing.

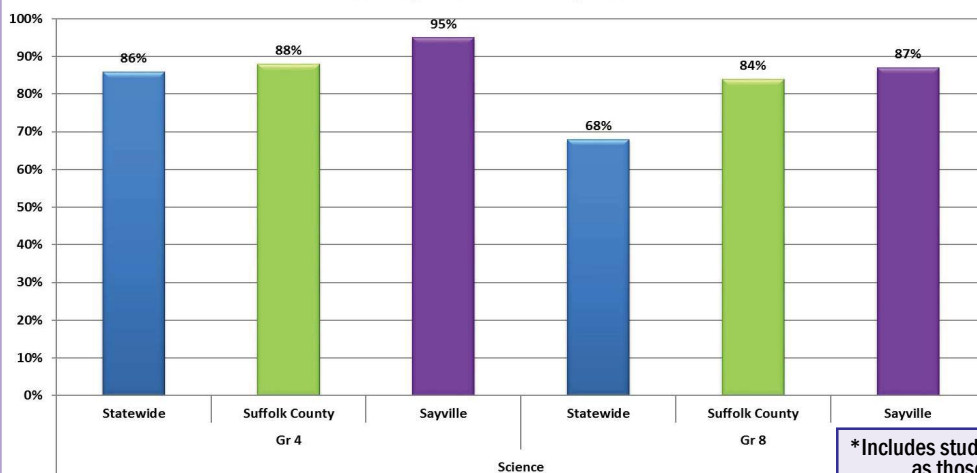
Through this program, Sayville elementary students are learning to "live, work, and learn" as writers by "collecting, drafting, revising, editing, and publishing well-crafted narrative and expository texts."

At Cherry Avenue, First Grade Teacher Sue Metzler's "student-authors" were proud of their stories and read them aloud during the Writer's Workshop Small Moments end-of-unit celebration. Along with the "balloons, cookies, and lemonade," the students enjoyed compliments from their peers, Principal Dr. Lisa Ihne, and Ms. Kathy Scully who joined in the festivities.



SAYVILLE'S *Middle & Elementary* PROFICIENCIES

2017 SCIENCE PERCENT PROFICIENT
COUNTY AND STATE COMPARISON

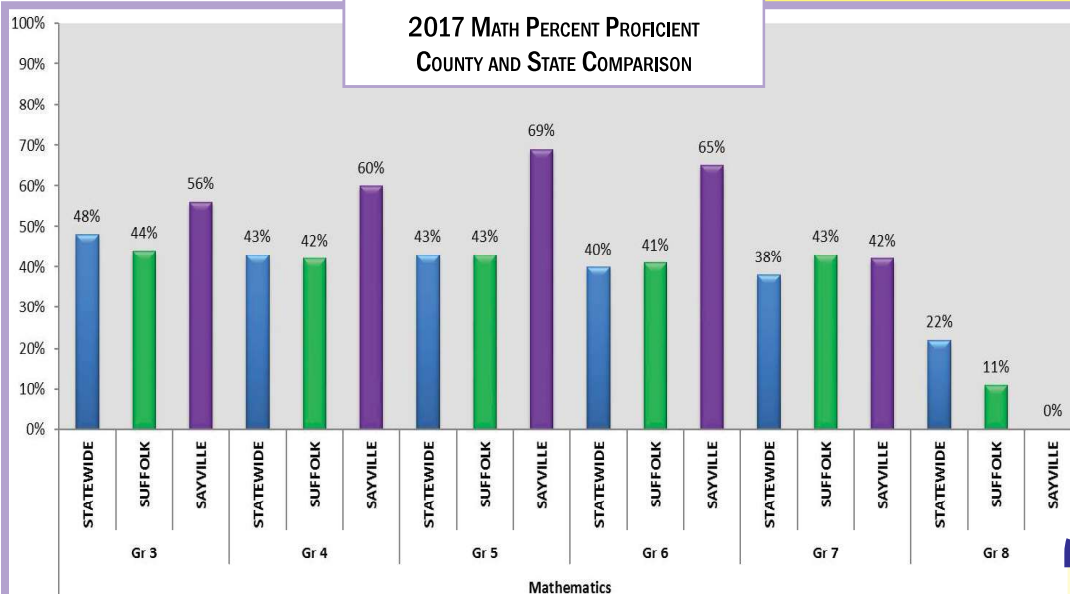


SAYVILLE MIDDLE SCHOOL COMPARISON:

- 48 percent of 8th-grade students were enrolled in the more-demanding Regents-level *Living Environment Course* and were not required to take the 8th-Grade Science Exam.

*Includes students who took the 8th Grade Science exam as well as those who took the Living Environment Regents.

2017 MATH PERCENT PROFICIENT
COUNTY AND STATE COMPARISON



MORE

COMPARISONS:

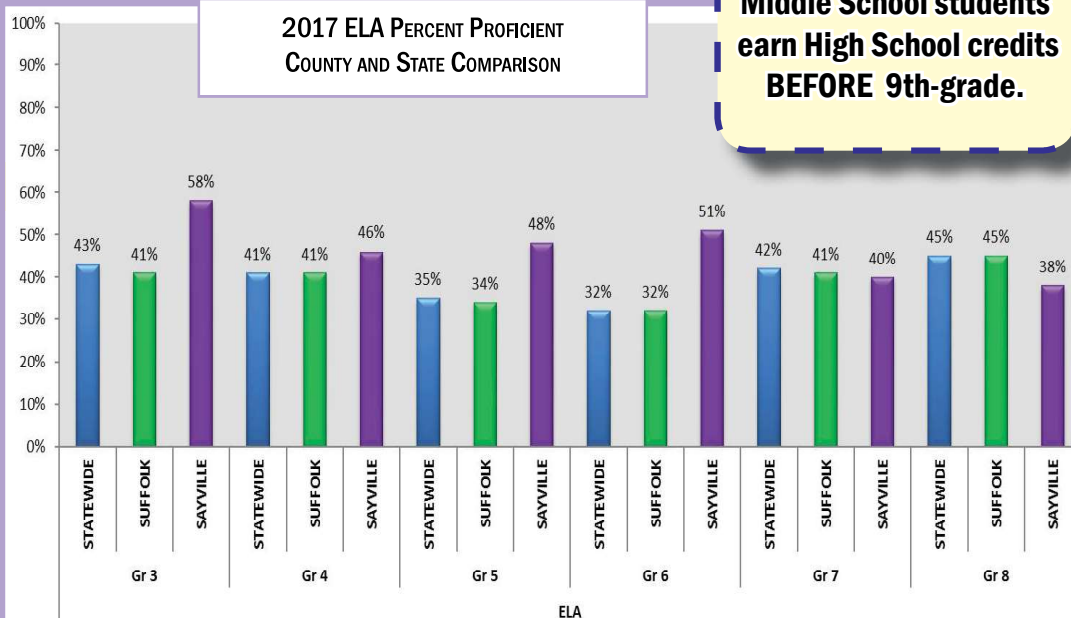
- 43 percent of 8th-grade students were enrolled in the more-demanding *Algebra Course* and were not required to take the 8th-Grade Math Exam.

Many Sayville Middle School students earn High School credits BEFORE 9th-grade.

MORE COMPARISONS:

- 24 percent of the students in grades 3-8 participated in the 3-8 Testing. Among those who were tested, Sayville averaged *ABOVE* state-and-county performance.

2017 ELA PERCENT PROFICIENT
COUNTY AND STATE COMPARISON



Extracurricular Activities

How many of our students engage in extracurricular programs in the arts, athletics, community service organizations, and sciences which are offered by the district?

High School	STUDENT ENGAGEMENT	Activity/Student-Ratio
• In interscholastic athletic activities	1,016	1.03
• In co-curricular activities	982	1.01
On average, HS students participate in more than two extracurricular activities.	1,198	2.04

Middle School	STUDENT ENGAGEMENT	Activity/Student-Ratio
• In MS & JV athletic activities	700	0.99
• In co-curricular activities	520	0.74
On average, MS students participate in more than one extracurricular activity.	1,220	1.73

INSTRUCTIONAL TECHNOLOGY

Transforming Teaching and Learning Across the District!

At all grade levels, Sayville students engage in technology projects throughout the year. Some of our students learned coding through a new application called kidOYO.



SAYING ¡HOLA! TO A NEW DISTRICTWIDE ELEMENTARY PROGRAM

"The World Languages Department is excited to partner with the elementary schools this year," announced Department chair, Stephanie Bricker, "in offering—L.A.C.E.S. (Language and Culture at the Elementary Schools). Señora Kristin Chirichella, a member of the World Languages Department at the high school, is the instructor for this fun and innovative program." Learning the Spanish language along with the traditions and practices from Spanish-speaking countries was the goal of this program.



NEWS ABOUT FACD STUDENTS

EMPTY BOWLS for National Hunger Awareness Month is an annual soup-supper and High School fundraiser.

This year, the *Functional Academic and Career Development* students who grew and harvested

tomatoes, herbs, and garlic from the High School Green House used these ingredients in their delicious *Golden Flashes Café* tomato soup.

Homemade garlic croutons prepared by their teacher, Mr. Phil Anzalone, completed the dish.



COMMUNITY SERVICE

At the recent **FIRST-EVER** Elementary Teacher-Staff Charity Volleyball Game, Sayville School District's three elementary

schools—Cherry, Lincoln, Sunrise—pitted their finest Volleyball "talent" and collected \$1,250 for the *Sayville School Employee Charitable Foundation* as well as fifteen boxes of donated food for the *Sayville Food Pantry*.

This is one of the many ways Sayville students **PAY IT FORWARD** at all grade levels. Many of the community service initiatives raise money to beat cancer, heart disease, and ALS; support our soldiers; feed and clothe the needy; and collect toys to make the holidays a little brighter for those less fortunate. Our students extend their hearts and aid locally, nationally, and globally through various community-service organizations and agencies. Often our students initiate their own drive in response to a particular crisis whether local or worldwide.

Our school students and staff have willingly participated in hundreds of charitable drives over the years—too many to name here.



Ray Foster photo

NATIONAL/STATE ACCOLADES

Rewarding News FOR SAYVILLE WITH **SIXTH NYSED "REWARDS SCHOOL" DESIGNATION**

Sayville High School has been named a *Reward School* for the 2017-2018 school year, a distinction the district has earned every year since the *Reward School* program's inception. New York State Education Commissioner MaryEllen Elia has identified Sayville as one of the 155 high-achieving and high-progress schools statewide for making the most progress or having the highest performance with no significant gaps in student achievement. Being named a *Reward School* validates the Sayville staff's commitment to academic excellence and their tireless efforts to ensure all students succeed.

SAYVILLE HIGH SCHOOL ON AP Honor Roll for a THIRD TIME in Eight Years

• 447 School Districts Across the U.S. and Canada are Honored

Giving Sayville students "equity and opportunity" for a quality education is the primary goal at the High School. Participating in the nationally recognized AP program is one of several opportunities available to enhance student achievement in a competitive environment. With both the AP coursework and AP Capstone Program, students can now choose the programs that best suit their interests and abilities. Earning a place on the AP Honor Role for a third time (*previously in 2011 and 2012*) is a testament to Sayville Schools' and community's commitment to academic excellence.

Sayville Middle School has again been named New York State Essential Elements: Schools-to-Watch — an unprecedented **FIFTH** time in 2018 — for its "academic excellence, developmental responsiveness, social equity, and superior organization and structure."

COLLEGE READINESS

"Student success in higher education is directly correlated to their exposure to rigorous curricula."

Sayville High School currently offers **TWENTY-THREE** Advanced Placement courses.



CENTRAL ADMINISTRATION

JOHN E. STIMMEL, Ed.D., SAYVILLE SCHOOLS SUPERINTENDENT

JOHN BELMONTE, ASSISTANT SUPERINTENDENT FOR BUSINESS

CHRISTINE CRISCIONE, Ed.D., ASSISTANT SUPERINTENDENT FOR CURRICULUM & INSTRUCTION

PETER BRANSCOMBE, Ed.D., ASSISTANT SUPERINTENDENT FOR HUMAN RESOURCES

TRACY VON ESCHEN, INTERIM DIRECTOR OF SPECIAL EDUCATION SERVICES

BARBARA HALL, COORDINATOR OF INSTRUCTIONAL TECHNOLOGY

DENNIS MALONEY, COORDINATOR OF PHYSICAL EDUCATION, HEALTH, & INTERSCHOLASTIC ATHLETICS

BOARD OF EDUCATION

KEITH KOLAR, PRESIDENT

JOHN VERDONE, VICE PRESIDENT

TRUSTEES:

CARL CANGELOSI

THOMAS COOLEY

NORMAN DEVENAU

MAUREEN DOLAN

DEBORAH VAN ESSENDELFT